



## **EDUCATOR RESOURCES – GRADES 1-8**

Note: See chart at the end of activities for all curriculum expectations.

Note: Highschool curriculum lessons available upon request ([jennifer.barrie@pdshof.com](mailto:jennifer.barrie@pdshof.com))

### **TABLE OF CONTENTS**

Arts – Pages 1- 3

Language Arts/English – Pages 4-8

Math- Pages 9-12

History/Social Studies – Pages 13-16

Phys.Ed – Pages 17 -19

Curriculum Expectations – Pages 20-26

## **ARTS – GRADE 1-2**

Lesson: Make your own Olympic Torch or Medal

Activity: Make an Olympic Torch or Medal for the next Olympics, enjoy showing your individuality. Torch - Use paper to make a cone shape and tissue paper (red, yellow and orange) to create the flame. Decorate as you wish.

Resources:

<https://olympic.ca/>

<https://pdshof.com/inductees/mollie-cartmell/>

<https://olympics.com/en/olympic-games/olympic-torch-relay>



### **GRADES 3-4**

Lesson: Make your own Olympic Torch or Medal

Activity: Make an Olympic Torch or Medal for the next Olympics, enjoy showing your individuality.

Torch - Use paper to make a cone shape or another three-dimensional shape and tissue paper (red, yellow and orange) to create the flame. Decorate as you wish to reflect the country that is hosting the next Olympics and sport.

Medal – use construction paper to create your medals (gold, silver, bronze) and use tissue paper or construction to make the medal's ribbon. Decorate as you wish to reflect the country that is hosting the next Olympics.

**Resources:**

<https://olympic.ca/>

<https://pdshof.com/inductees/mollie-cartmell/>

<https://olympics.com/en/olympic-games/olympic-torch-relay>

### **GRADES 5-6**

Lesson: Research the logo or another piece of artwork in the Hall of Fame

Activity: Research a piece of artwork or the logo in the PDSHOF. Explain in two paragraphs the connection of the piece of art to sports in Peterborough and Canada. Make sure to look at colours, textures, size, and functionality. This may be a piece of sports equipment also.

**Resources:**

<https://pdshof.com/>

<https://phs-hutchisonhouse.ca/about-us/history/>



*Peterborough and District Sports Hall of Fame Educator Resources*

[https://www.thepeterboroughexaminer.com/opinion/columnists/baldwin-s-banter-the-history-behind-the-peterborough-district-sports-hall-of-fame/article\\_cbaa5fb7-540e-5f8b-8a6f-6369188d1690.html](https://www.thepeterboroughexaminer.com/opinion/columnists/baldwin-s-banter-the-history-behind-the-peterborough-district-sports-hall-of-fame/article_cbaa5fb7-540e-5f8b-8a6f-6369188d1690.html)

[Peterborough District Sports Hall of Fame library](#)

**GRADES 7-8**

Lesson: Create a dramatic sports activity or game

Activity: Using a slide show, video or dramatic re-enactment. Create a dramatic sports activity from the past and connect to the present. (i.e. lacrosse then and now) Lay-out the equipment for both past and present, lay out sports playing surfaces and buildings, the rules, the origins and any other important aspects of the sport for your presentation.

Resources:

<https://pdshof.com/>

<https://www.thecanadianencyclopedia.ca/en/article/sports-history>

<https://icehockeycentral.com/the-surprising-history-of-hockey-in-canada-how-it-became-the-national-sport/>

<https://www.ptbolibrary.ca/en/browse/local-history-and-genealogy.aspx>

[Peterborough District Sports Hall of Fame library](#)



## **LANGUAGE ARTS/ENGLISH**

### *Grades 1-2*

- 1) Lesson: Survey classmates and others about their favourite sport

Activity: Teacher can list the most common sports in a table (template attached) and have the students ask their classmates and another class their favourite sport. Leave room for sports that they might need to add. Once the data is collected, have the students calculate totals and write 4 sentences about the most common favourite sport.

- 2) Lesson: Athlete (local or Canadian preferred)

Activity: Write a paragraph on a local or Canadian athlete. Details can include name, sport, where are they from, awards/accomplishments, why they chose that athlete.

Resources:

Questionnaire template

Creative writing template

<https://pdshof.com/>







<https://www.bestratedincanada.com/famous-canadian-athletes/>

[https://www.thepeterboroughexaminer.com/sports/peterborough-region/peterboroughs-top-100-most-influential-sports-figures-part-1/article\\_8b1a7873-eab2-51a4-a77d-a32cc3da4f5b.html](https://www.thepeterboroughexaminer.com/sports/peterborough-region/peterboroughs-top-100-most-influential-sports-figures-part-1/article_8b1a7873-eab2-51a4-a77d-a32cc3da4f5b.html)

Peterborough and District Sports Hall of Fame library



## SPORT SURVEY

Sport	Favourite (check mark)
 BASEBALL	
 LACROSSE	
 HOCKEY	
 SOCCER	
 BASKETBALL	
 FOOTBALL	



## *Creative Writing*

A large, blank sheet of lined paper with horizontal ruling lines and dashed midlines, resembling notebook paper, positioned vertically on the right side of the page.



### *Grades 3-4*

Lesson: Nominate their favourite local athlete for the Peterborough District Sports Hall of Fame

Activity: Students will look up local athletes and check on [www.pdshof.com](http://www.pdshof.com) to see if they are already inducted, if not, have them look over the criteria for induction and nominate their athlete. Use creative writing template above. There is also a nomination form on the website that can be used for reference

Resources:

<https://pdshof.com/>

[Jennifer.barrie@pdshof.com](mailto:Jennifer.barrie@pdshof.com)

Peterborough and District Sports Hall of Fame library

### *Grades 5-6*

Lesson: Research one of the inductees in the Peterborough District Sports Hall of Fame. Students shouldn't repeat any inductees, there are enough for everyone.

Activity: Students will research an inductee in the H of Fame. Using a variety of ways to communicate ideas, students will create a visual story about their inductee. Don't forget the important basic information like name, birthdate/age, hometown, and sport.

Resources:

<https://pdshof.com/>

<https://minds-in-bloom.com/72-creative-ways-for-students-to-show/>

[jennifer.barrie@pdshof.com](mailto:jennifer.barrie@pdshof.com)

Peterborough and District Sports Hall of Fame library



## *Grades 7-8*

Lesson: Choose a local sports team and using a particular text type, write about the team. Make sure to identify your text type. Follow the plan below

Activity: Students will choose a local sports team and will use a particular text type to write about their team.

1. Outline the text type you are using
2. Choose a team.
3. Research the team
4. Write about the team
5. Have a friend proofread and edit it.
6. Rewrite your written piece and type it on the computer to publish it.

Resources:

<https://www.readingrockets.org/classroom/choosing-and-using-classroom-texts/understanding-text-types>

<https://pdshof.com/>

[Jennifer.barrie@pdshof.com](mailto:Jennifer.barrie@pdshof.com)

<https://www.thepeterboroughexaminer.com/sports/>

<https://www.ptbocanada.com/journal/tag/Peterborough+Lakers+Alumni>

<https://www.ptbocanada.com/journal/tag/Peterborough+Tigers>

Peterborough and District Sports Hall of Fame library



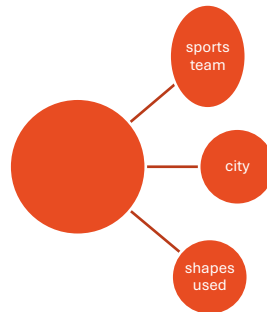
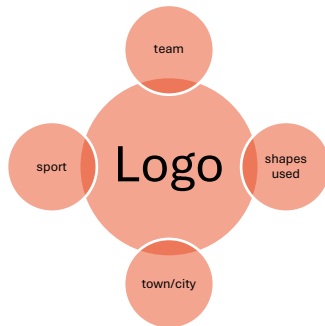


## MATH

### *Grades 1-2*

Lesson: Students will create a new logo for an existing sports team or a new sports team.

Activity: They will present it as a poster with the logo in the middle (they can use different shapes and materials to create it) with at least 4 important points around the logo (see below for examples that can be modified)





## Grades 3-4

Lesson: Students will collect one set of data linking the inductees into the PDSHOF in the last 5 years.

Activity: Using the PDSHOF website. Look at the inductees for the past 5 years and create data using one characteristic (examples could be; the age of the inductees from the last 5 years, the sports of the inductees from the past 5 years, the home towns of the inductees over the past 5 years, the number of awards collected by the inductees over the past 5 years) present the data in a chart, table and graph using proper labels and format.

Resources:

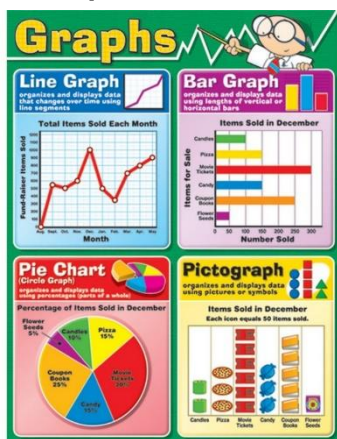
<https://pdshof.com/>

[Jennifer.barrie@pdshof.com](mailto:Jennifer.barrie@pdshof.com)

<https://www.k5learning.com/free-math-worksheets/fourth-grade-4/data-graphing>

Peterborough and District Sports Hall of Fame library

### Graphs and Charts



### Table

Sport	Number of Inductees over 5 years



## Grades 5-6

### Lesson: Canadian medal counts


Activity: Students will collect data on the medal counts for Canadians over the past 4 Olympics. After collecting the data, they will categorize these medals in two different ways. For example: by sport, by type of medal, by year, by athlete, by province etc... They will present the data in a table, chart and graph.

### Resources

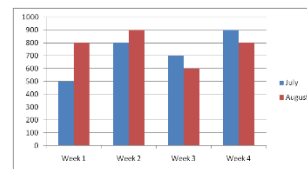
<https://www.olympiandatabase.com/index.php?id=28278&L=1>

<https://www.olympedia.org/countries/CAN>

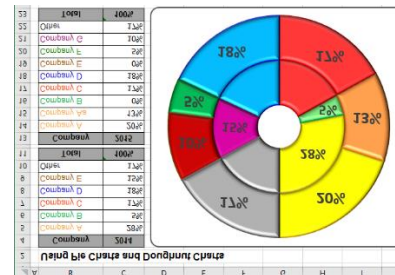
### DOUBLE LINE GRAPH



### DOUBLE BAR GRAPH



### DOUBLE PIE GRAPH/CHART



### DOUBLE TABLE

#### The two-variable table

Table 1. Cases of Salmonella Typhimurium infection by age group and sex, Hervey, Norway, 1999

Age group (years)	Sex		Total
	Male	Female	
0-9	7	5	12
10-19	5	5	10
20-29	5	5	10
30-39	1	4	5
40-49	2	3	5
50-59	0	3	3
60-69	2	1	3
70+	2	4	6
Total	24	30	54



## *Grades 7-8*

Lesson: Peterborough Sport Trophies data collection

Activity: Using at least 5 trophies or championships that were frequently won by Peterborough teams/individuals. Calculate the percentage, ratio, fraction and decimal of the number of times the trophy was won by a Peterborough team/athlete. Write a few sentences about each trophy and current teams vying for the trophy, league, show math work.

Resources:

<https://pdshof.com/>

[Jennifer.barrie@pdshof.com](mailto:Jennifer.barrie@pdshof.com)

<https://www.ptbolibrary.ca/>

Peterborough and District Sports Hall of Fame library

Examples of trophies won by Peterborough teams or individuals:

Memorial cup, Minto cup, Mann cup, J. Robertson cup, Merdith Cup, Marlene Soulliere Memorial Trophy, Monark Ultra 10K, Olympic Gold, Silver, Bronze, Orphans Football,



## **HISTORY/SOCIAL STUDIES**

### *Grades 3 -4*

Lesson: Research the evolution of a piece of sports equipment

Activity: Students will choose a piece of sports equipment from the H of Fame or online and research its evolution. Present the data in a unique way using pictures and explanations showing its evolution. Using past, present and future as your groupings, find examples of the equipment in the past (be sure to include years), present and you can design the future. Be creative, use many examples and details.

Resources

<https://pdshof.com/>

[Jennifer.barrie@pdshof.com](mailto:Jennifer.barrie@pdshof.com)

<https://olympic.ca/2020/11/10/then-and-now-how-sports-have-evolved-over-the-decades/>

<https://flexequipment.com.au/blogs/news/how-technology-has-changed-the-game-a-look-at-modern-sports-equipment?srsltid=AfmBOooiYvF7xr3CZikZlvFaKrvR2V7QFSAr3x>

Peterborough and District Sports Hall of Fame library

### *Grades 5 -6*

Lesson: Research countries competing in an Olympics before 2000.

Activity: Students will choose an Olympics before 2000 and research 5 countries that are competing against Canada. (double check that Canada was competing against them in at least one sport). Identify and draw or cut and paste their country flags and list one export they send to Canada. Identify and mark on a world map the 5 countries.



## FLAGS/EXPORTS FROM COUNTRIES COMPETING IN OLYMPICS

Country and Flag	Export to Canada	Country and Flag	Export to Canada



## WORLD MAP





## *Peterborough and District Sports Hall of Fame Educator Resources*

### Resources

<https://worldmapwithcountries.net/pdf>

<https://olympics.com/en/olympic-games>

<https://flagpedia.net/index>

## *Grades 7-8*

Lesson: Research the history of ice rinks in Peterborough

Activity: Students will research the history of all types of ice rinks in Peterborough. Through a visual timeline they will illustrate each ice rink, cut out or draw, and put 2-3 sentences about the rink and its uniqueness, dates, local people involved and where in Peterborough it was located. This assignment should include at least 5-10 different ice rinks.

### Resources

<https://pdshof.com/>

[Jennifer.barrie@pdshof.com](mailto:Jennifer.barrie@pdshof.com)

<https://www.thepeterboroughexaminer.com/users/profile/don%20barrie/>

Peterborough and District Sports Hall of Fame library





## **PHYSICAL EDUCATION**

### *Grades 1-2*

Lesson: Create your own sport

Activity: In groups or individually, develop a new sport. Students may use the phys. ed equipment already used for other sports. Students will name their sport, who plays their sport, rules and regulations and the type of area the sport is played on. Students can introduce their sport to their classmates in phys. ed class or outside.

### *Grades 3-4*

Lesson: Create your own sport

Activity: In groups or individually, develop a new sport. Students may use the phys. ed equipment already used for other sports. Students will name their sport, who plays their sport, rules and regulations and the type of area the sport is played on. Students can introduce their sport to their classmates in phys. ed class or outside.

### *Grades 5-6*

Lesson: Research and create an athletic scavenger hunt around your school. Make sure at every stop, there is a physical activity to do. I.e. 3 jumping jacks outside of the office.

Activity: In groups or individually, create the scavenger hunt having at least 8 different training spots around the school and outside on school grounds. At each spot have a quick exercise that must be done with an explanation of what this exercise can do for your general health and fitness. Present your scavenger hunt on video, slide show, written out with visuals, a timeline or any other method approved by your teacher.



#### Resources

<https://www.slideteam.net/top-10-scamenger-hunt-powerpoint-presentation-templates>

<https://kidshealth.org/en/parents/elementary-exercises.html>

<https://westretch.ca/blog/16-fun-and-simple-stretching-exercises-for-kids/>

### *Grades 7-8*

Lesson: Research and create an athletic scavenger hunt around your school. Make sure at every stop, there is a physical activity to do. i.e. 3 jumping jacks outside of the office.

Activity: In groups or individually, create the scavenger hunt having at least 8 different training spots around the school and outside on school grounds. At each spot have a quick exercise that must be done with an explanation of what this exercise can do for your general health and fitness. Present your scavenger hunt on video, with pictures, written out with visuals, a timeline or any other method approved by your teacher.

#### Resources

<https://www.slideteam.net/top-10-scamenger-hunt-powerpoint-presentation-templates>

<https://kidshealth.org/en/parents/elementary-exercises.html>

<https://westretch.ca/blog/16-fun-and-simple-stretching-exercises-for-kids/>



**CURRICULUM EXPECTATIONS COVERED FOR EACH ACTIVITY**

Subject Area and Grade	Name of Activity	Curriculum Expectations
Visual Arts – Grades 1-2	Design your own torch or medal	Create two-dimensional and three-dimensional works of art that express feelings and ideas inspired by personal experiences.
Visual Arts – Grade 3-4	Design your own torch or medal	Create two-dimensional and three-dimensional works of art that express feelings and ideas inspired by personal experiences. . Exploring Forms and Cultural Contexts: demonstrate an understanding of a variety of art forms, styles, and techniques from the past and present, and their sociocultural and historical contexts.
Visual Arts – Grade 5-6	Research the logo or another piece of artwork in the Hall of Fame.	-demonstrate an understanding of key contributions and functions of visual and media arts in various contexts at both the local and national levels -demonstrate an awareness of ways in which visual arts



*Peterborough and District Sports Hall of Fame Educator Resources*

		reflect the beliefs and traditions of a variety of peoples and of people in different times and places
Dramatic Arts – Grade 7-8	Create a dramatic scene of a chosen sport.	<ul style="list-style-type: none"><li>-communicate feelings, thoughts, and abstract ideas through drama works, using audio, visual, and/or technological aids to heighten the dramatic experience</li><li>-engage actively in drama exploration and role play, with a focus on examining multiple perspectives related to current issues, themes, and relationships from a wide variety of sources and diverse communities</li></ul>
Language Arts – Grade 1-2	Favourite sport survey and Creative writing activity	<ul style="list-style-type: none"><li>-Listen, to understand and respond appropriately in a variety of situations for a variety of purposes.</li><li>- Draft and revise their writing, using a variety of informational, literary, and graphic forms and stylistic elements appropriate for the purpose and audience -</li></ul>



*Peterborough and District Sports Hall of Fame Educator Resources*

		<ul style="list-style-type: none"><li>-Describe significant people and places in their lives (e.g. sports figures; community centre) and the rules associated with them.</li><li>- Explain how the various cultures of individuals and groups contribute to the local community.</li><li>- Identify ways in which heritage and traditions are passed on</li></ul>
Language Arts -Grade 3-4	Nomination of athlete	Revise to improve the content, clarity, and interest of their written work
Language Arts – Grades 5-6	Inductee bio	<ul style="list-style-type: none"><li>-Demonstrate understanding of a variety of texts by summarizing important ideas and citing supporting details.</li><li>- Sort and classify ideas and information for their writing in a variety of ways.</li><li>- Draft and revise their writing, using a variety of informational, literary, and graphic forms and stylistic elements appropriate for the purpose and audience.</li></ul>



*Peterborough and District Sports Hall of Fame Educator Resources*

Language Arts – Grades 7-8	Choose a local sports team and using a particular text type, write about the team.	<ul style="list-style-type: none"><li>- Produce a variety of media texts of some technical complexity for specific purposes and audiences, using appropriate forms, conventions, and techniques.</li><li>- Determine whether the ideas and information they have gathered are relevant, appropriate, and sufficiently specific for the purpose, and do more research if necessary.</li><li>- Demonstrate an understanding that different media texts reflect different points of view and that some texts reflect multiple points of view.</li></ul>
Mathematics – Grades 1-2	Create a new sports team logo	<ul style="list-style-type: none"><li>-Identify and describe common two-dimensional shapes.</li><li>- Compose patterns, pictures, and designs, using common two-dimensional shapes.</li></ul>
Mathematics – Grade 3-4	Inductees into the PDSHOF data collection	<ul style="list-style-type: none"><li>- Collect and organize categorical or discrete primary data and display</li></ul>



*Peterborough and District Sports Hall of Fame Educator Resources*

		the data in charts, tables, and graphs, with appropriate titles and labels ordered appropriately along horizontal axes, as needed, using many-to-one correspondence
Mathematics – Grades 5-6	Canadian medal counts for the past 4 Olympics	Collect and organize categorical, discrete, or continuous primary data and secondary data and display the data in charts, tables, and graphs that have appropriate titles, labels, and scales.
Mathematics – Grades 7-8	Sports trophy data collection	Determine, through investigation, the relationships among fractions, decimals, percents, and ratios.
Social Studies – Grades 3-4	Research the history of sports equipment	Compare and contrast aspects of daily life for early settlers and/or First Nation children in Upper Canada and children in present-day Ontario (e.g. food, education work, and play)



*Peterborough and District Sports Hall of Fame Educator Resources*

Social Studies – Grades 5-6	Research countries competing in an Olympics before 2000	-Identify some countries with which Canada has links. - Describe some of the connections Canada shares with the rest of the world.
History – Grades 7-8	Research the development of ice rinks in Peterborough	-Illustrate the historical development of their local community (e.g. its origins, key personalities, and the contributions of various cultural groups).
Phys. Ed – grades 1-2, 3-4	Create your own sport	Participate on a regular basis in physical activities that maintain or improve physical fitness
Phys. Ed Grades 5-6	Create a fitness scavenger hunt.	In class or in small groups discuss activities related to physical activity -Develop and implement personal fitness plans - develop skills regarding health-related fitness components and how different types of physical activity can bring different benefits to their life.
Phys. Grades 7-8	Create a fitness scavenger hunt.	-Develop, refine, and apply fundamental movement





*Peterborough and District Sports Hall of Fame Educator Resources*

		skills in a variety of physical activities and environments -Develop and apply a variety of movement concepts and strategies in different physical activities -Identify and describe preferred types of physical activity
--	--	---

For any questions or requests please contact:

Jennifer Barrie, Education Coordinator for PDSHOF

[Jennifer.barrie@pdshof.com](mailto:Jennifer.barrie@pdshof.com)

705-743-6897 (indicate your message is for Jennifer)

Pamphlets available at the PDSHOF